



HTML5 & CSS3 TRAINING

COURSE INFORMATION

COURSE TITLE : HTML5 & CSS3 TRAINING
COURSE DURATION : 2/3 DAYS
COURSE LEVEL : BASIC/INTERMEDIATE



COURSE INTRODUCTION

HTML5, or Hyper Text Markup Language, is a code that's used to write and structure every page on the Internet. CSS3, or Cascading Style Sheets, is an accompanying code that describes how to display HTML5. Both codes are hugely important in today's Internet-focused world.

Whether you're just a hobbyist blogger, or you're seriously considering the career prospects of becoming a web coder or designer, HTML5 and CSS3 are useful skills for you to have. They're easy to learn, and there's plenty of training available. HTML5 and CSS3 can be mastered easily by anyone with strong basic training and enables them to:

- Create their own HTML5 template
- Edit any CMS template and other website template
- Edit layout
- Change the display with various color, radius and shadows
- Text animation, image and pages
- Design responsive websites using Bootstrap Framework
- Develop mobile application using HTML5



HTML5 and CSS3 is the most important basis for all webmaster, system manager, content designer or anyone wishing to venture into the world of mobile applications and web portals.



COURSE OBJECTIVES

After completing this training, you should be able to understand:

- Define HTML5 and CSS3
- Add and change HTML5 tags
- Modify CSS3 attributes
- Learn the structural foundation of web pages and applications

This course is suitable for: -

- Government / IT Officers
- Webmasters
- Students
- Freelance
- And for those who want to learn about HTML5 & CSS3

 **KEY TAKE AWAYS**

At the end of this course, participants will be able to:

- Creating HTML5 templates
- Marking up and formatting text
- Adding links and images
- Design elements- color, background, and page layout
- CSS3 fundamental



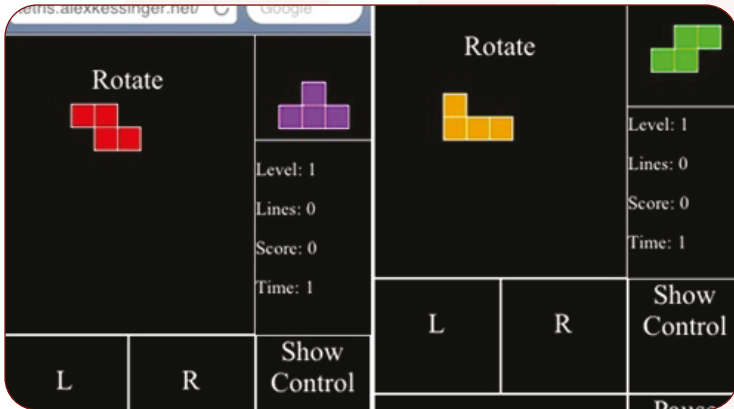
COURSE PREVIEW



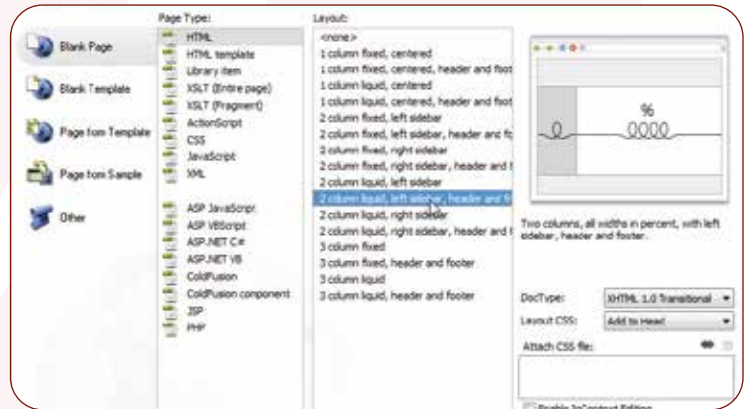
Create HTML5 Template



Editing Website Using HTML5



Develop Mobile Application Using HTML5

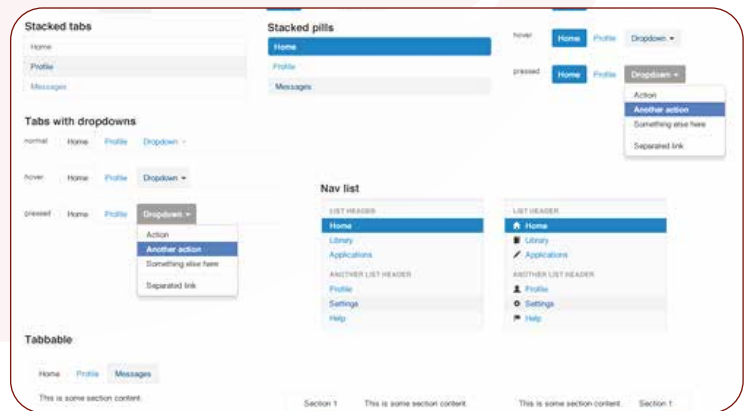


Edit Layout

www.mu.my



CSS3 Coding



Create Responsive Website Using Bootstrap

COURSE CONTENT

	Day 1	Day 2
9.00 a.m - 10.45 a.m	Introduction HTML	Introduction to CSS
	HTML basics I	Using CSS in a webpage
	HTML semantics	
10.45 a.m - 11.00 a.m	Break	
11.00 a.m - 12.30 p.m	HTML basics II	Font icons
	HTML5 audio and video	Font awesome
12.30 p.m - 2.00 p.m	Break	
	HTML basics III	CSS classes and IDs
2.00 p.m - 3.45 p.m	HTML form elements	Pseudo-classes selectors
	Clickable Photo Page	
3.45 p.m - 4.00 p.m	Break	
4.00 p.m - 5.00 p.m	Tables, Divs, and Spans	CSS Positioning
	Bootstrap frameworks	CSS Element Position
		CSS Tricks

* This course syllabus has been revised for 16th time since first course on 2006 for effective learning experience

COURSE PACKAGES

In House Training (Training at your venue)

MU DOT MY PLT provide in house training package
The training will be at your preferred place.

- Fees according to the number of days
- Unlimited participants (recommend 40 pax / below)
- Training kit and material will be provided
- Quickstart guidebook provided
- Support & assistance after training

SAVE BIG ON IN-HOUSE TRAINING
Prices are based on number of days! UNLIMITED PARTICIPANTS ALLOWED.

Public Training (Training at our lab)

For more info on public training schedule
please click link below or scan the QR Code
<http://mu.my/en/events>





MU DOT MY PLT TRACK RECORD



2008
MU DOT MY PLT was established on November 2008. In the early stages, we offer Website Design Training (Joomla! CMS and others).



2010
MU DOT MY PLT is the leading training provider appointed by government agencies for Joomla! training. We also introduced new LMS practical training.



2011
MU DOT MY PLT also registered with the Ministry of finance(MOF) with the addition of new areas. We have also acquired the status of "Registered training provider" from Human Resource Development-Ministry of Human Resources.



2012
Pusat Internet 1 Malaysia(PI1M) was one of the government initiatives that enables poor people to access high speed internet services and provide training in ICT for them. We trained the PI1M managers.



2012
Joomla! Community Malaysia is a community project established by MU MY DOT PLT .



2013
MU DOT MY PLT conducted Maxis CSR Programme in 2013 which is participated by 6 schools.



2014
Moved to Regalia Business Park. Comfortable training facilities equipped new lab and new equipments.



2014
Malaysia Open Source Conference or MOSCMY 2014 was held on 24-25 September 2014 at Menara SSM @ central Kuala Lumpur. We participated and contributed to MOSCMY.



2015
After 6 year MU DOT MY become a Limited Liability Partnership (LLP) and started business as MU DOT MY PLT.



2015
MU DOT MY PLT main HQ inaugurated by the President of the Joomla! OSM Sarah Watz.



2015
MU DOT MY PLT organized the largest Joomla! event JoomlaDay Malaysia 2015.



2015
Joomla! World Conference in Bangalore, India.

www.mu_dot_my



YOUR
ORGANIZATION
?

CONTACT US

24 – 1, FIRST FLOOR, JALAN USJ 1/1B,
REGALIA BUSINESS PARK USJ 1,
47620 SUBANG JAYA, SELANGOR MALAYSIA
PHONE: +6 03-80 11 6639
FAX: +6 03-2772 0900
EMAIL: INFO@MU.MY, SUPPORT@MU.MY
FACEBOOK: [FACEBOOK.COM/MUDOTMY](https://www.facebook.com/mudotmy)
TWITTER: [TWITTER.COM/MUDOTMY](https://twitter.com/mudotmy)
SKYPE: MUDOTMY
INSTAGRAM: [INSTAGRAM.COM/MUDOTMY](https://www.instagram.com/mudotmy)
WEBSITE: WWW.MU.MY

OUR NETWORKS



MU.MY



MYGOV.IO



MYDROID.IO



Joomla.ORG.MY



WordPress.ORG.MY